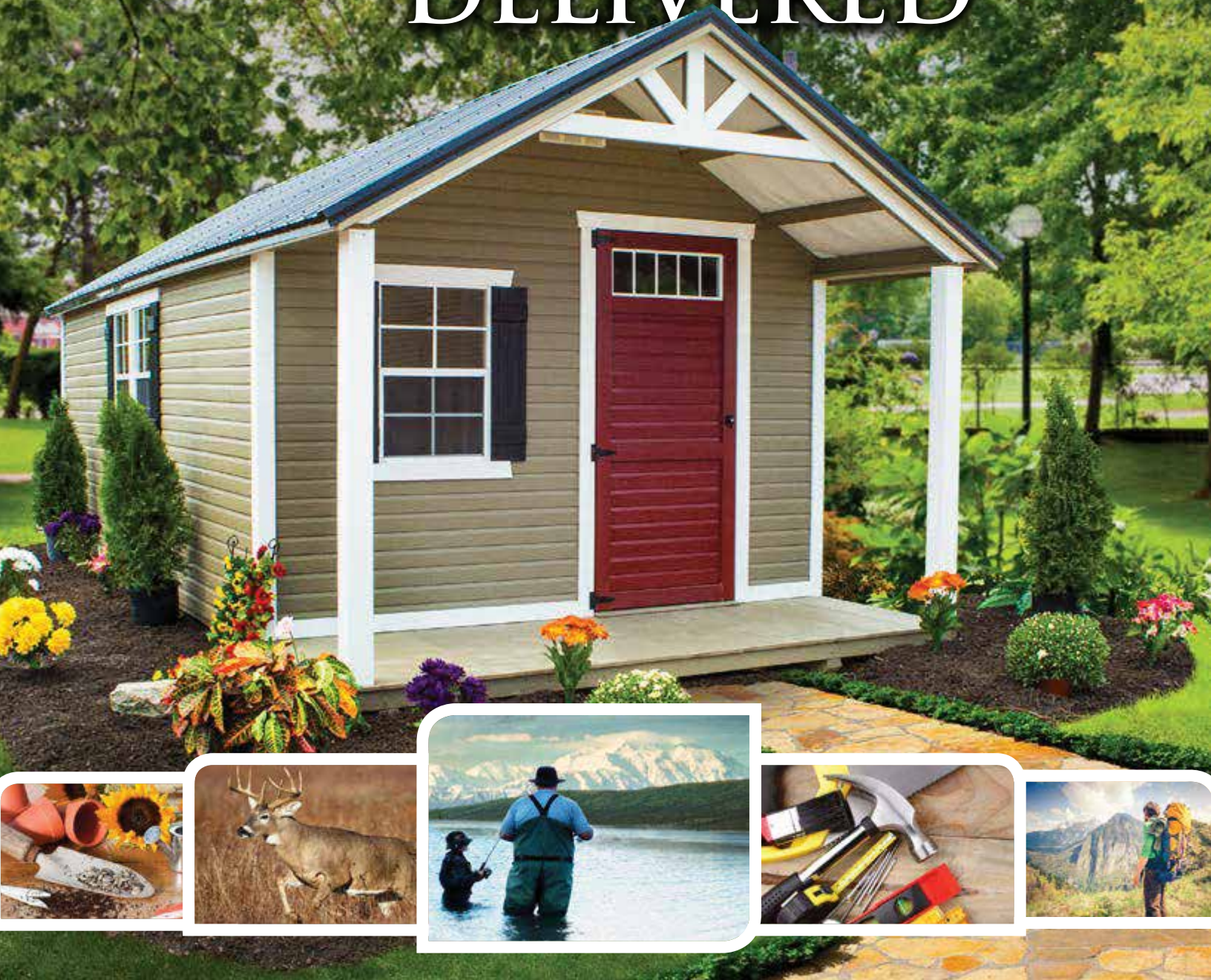




Signature
SERIES

YOUR DREAMS DELIVERED





GARRETT, KY

CREATE
MORE
SPACE FOR
YOUR LIFE!



MT. ORAB, OH



AN INVESTMENT
IN QUALITY
AND STRENGTH
TO ORGANIZE
YOUR LIFE!



WE HELP PEOPLE DESIGN PLACES THAT HELP
THEM GET ORGANIZED, FULFILL BUSINESS
OPPORTUNITIES & ENJOY LIFE!

TABLE OF CONTENTS

Signature
SERIES



HIGH BARNS — PAGE 4



GARDEN SHEDS — PAGE 6



HUNTER CABINS — PAGE 8



LOFTED CABINS — PAGE 10



GARAGES — PAGE 12



MINI BARNS — PAGE 14



HOMESTEAD — PAGE 15



DOG KENNELS — PAGE 16



CHICKEN COOPS — PAGE 17



OPTIONS — PAGE 18



SIDING STYLES — PAGE 22



COLOR OPTIONS — PAGE 23



HIGH BARN



- WILD GRASSES COLOR DUTCHLAP SIDING
- CHARCOAL COLOR ROOF
- 24" X 36" WINDOWS WITH STAR SHUTTERS
- NAVAJO WHITE COLOR TRIM
- WOODEN DOUBLE DOORS WITH TRANSOM WINDOWS & GARDEN ARCHES

WITH ITS CLASSIC BARN LOOK, OUR POPULAR HIGH BARN WILL OFFER BEAUTY, STYLE AND A HUGE AMOUNT OF SPACE. IF YOU NEED A LOT OF STORAGE, THIS BARN IS FOR YOU.

STANDARD FEATURES

- 1 SET DOUBLE DOORS
- 2" X 4" TREATED, FLOOR JOISTS 12" O.C. & HIGH-DENSITY ENGINEERED WOOD
- TWO 4-FOOT DEEP LOFTS
- INSULATED VAPOR BARRIER ON ALL ROOFS, AND ON WALLS
- 4" X 6" TREATED, NOTCHED FLOOR SYSTEM

FREE DELIVERY AVAILABLE
ASK YOUR LOCAL SHED SPECIALIST FOR DETAILS

	LP DUTCHLAP OR LP BARN SIDING	1/2 LOG
8X10	\$2,817.50	\$4,082.50
8X12	\$3,240.13	\$4,370
10X12	\$3,536.25	\$4,600
10X16	\$3,967.50	\$5,433.75
10X20	\$4,916.25	\$7,015
12X16	\$4,916.25	\$7,015
12X20	\$5,433.75	\$7,331.25
12X24	\$6,066.25	\$8,682.50
12X28	\$6,986.25	\$9,113.75
12X32	\$7,877.50	\$10,608.75
14X20	\$6,468.75	\$8,050
14X24	\$7,130	\$9,890
14X28	\$7,475	\$11,212.50
14X32	\$8,797.50	\$12,477.50
14X36	\$9,947.50	\$14,145
14X40	\$11,068.75	\$15,697.50

PRICES SUBJECT TO CHANGE WITHOUT NOTICE

3% ON CREDIT CARD PAYMENTS

ACCORDING TO DOT REGULATIONS, BUILDINGS 12' WIDE AND OVER ARE MEASURED ACROSS FROM THE EAVES.

PERMIT AND ESCORT FEE ON 14 FT. AND 16 FT. WIDE BUILDINGS
\$200 MINIMUM (PRICE SUBJECT TO CHANGE DEPENDING ON DISTANCE)

CREATE SOME CREATIVE SPACE JUST FOR YOU!

- JAMESTOWN RED COLOR DUTCHLAP SIDING
- NAVAJO WHITE COLOR TRIM
- CHARCOAL COLOR ROOF
- PEQUEA GREEN WOODEN DOUBLE DOORS WITH TRANSOM WINDOW
- PEQUEA GREEN WOODEN SINGLE DOOR WITH TRANSOM WINDOW
- 24" X 36" WINDOWS



- SMOKE STAIN COLOR HALF LOG SIDING
- CHESTNUT STAIN TRIM
- RED METAL ROOF
- WOODEN DOUBLE DOORS WITH TRANSOM WINDOWS
- 24" X 36" WINDOWS



- SHALE DUTCHLAP SIDING
- BARN WHITE COLOR TRIM
- BURNISH SLATE COLOR ROOF
- 24" X 36" WINDOWS



SPRINGFIELD, OH

- ZOOK CREAM COLOR DUTCHLAP SIDING
- BARN WHITE COLOR TRIM AND DOORS
- CHARCOAL COLOR ROOF
- WOODEN DOUBLE DOORS WITH GARDEN ARCH
- SINGLE DOOR WITH TRANSOM WINDOW
- DOUBLE 24" x 36" WINDOWS AND ONE DOUBLE TRANSOM WINDOW
- EAVE OVERHANG ON THE ROOF ABOVE THE DOORS



“ I RECENTLY PURCHASED A HIGH BARN FROM THE FOLKS AT SHED PARTNERS AND WAS QUITE IMPRESSED WITH THE CRAFTSMANSHIP, AND QUALITY OF THE BARN. FROM START TO FINISH IT WAS A VERY GOOD EXPERIENCE AND THE BUILDING LOOKS VERY NICE AND ADDS TO THE LOOKS OF OUR PROPERTY. ”

BILL MEYERS
HILLSBORO, OH



GARDEN SHEDS



- CLAY COLOR DUTCHLAP SIDING
- CHARCOAL COLOR ROOF
- WOODEN DOUBLE DOORS WITH GARDEN ARCH
- NAVAJO WHITE COLOR TRIM
- WOODEN SINGLE DOOR WITH TRANSOM WINDOW AND CLASSIC ARCH
- DOUBLE TRANSOM WINDOW AND 24" X 36" WINDOW



A STEEP ROOF PITCH AND BEAUTIFUL EAVE OVERHANGS GIVE GARDEN SHEDS AN UPSCALE LOOK. THEY ARE BUILT STRONG, AND WILL FIT GREAT IN ANY LANDSCAPE.

STANDARD FEATURES

- 1 SET DOUBLE DOORS
- 2" X 4" TREATED, FLOOR JOISTS 12" O.C. & HIGH-DENSITY ENGINEERED WOOD
- 4" X 6" TREATED, NOTCHED FLOOR SYSTEM
- INSULATED VAPOR BARRIER ON ALL ROOFS, AND ON WALLS

FREE DELIVERY AVAILABLE
ASK YOUR LOCAL SHED SPECIALIST FOR DETAILS

	LP DUTCHLAP OR LP BARN SIDING	1/2 LOG
8X10	\$2,817.50	\$4,082.50
8X12	\$3,240.13	\$4,370
10X12	\$3,536.25	\$4,600
10X16	\$3,967.50	\$5,433.75
10X20	\$4,916.25	\$7,015
12X16	\$4,916.25	\$7,015
12X20	\$5,433.75	\$7,331.25
12X24	\$6,066.25	\$8,682.50
12X28	\$6,986.25	\$9,113.75
12X32	\$7,877.50	\$10,608.75
14X20	\$6,468.75	\$8,050
14X24	\$7,130	\$9,890
14X28	\$7,475	\$11,212.50
14X32	\$8,797.50	\$12,477.50
14X36	\$9,947.50	\$14,145
14X40	\$11,068.75	\$15,697.50

PRICES SUBJECT TO CHANGE WITHOUT NOTICE

3% ON CREDIT CARD PAYMENTS

ACCORDING TO DOT REGULATIONS, BUILDINGS 12' WIDE AND OVER ARE MEASURED ACROSS FROM THE EAVES.

PERMIT AND ESCORT FEE ON 14 FT. AND 16 FT. WIDE BUILDINGS
\$200 MINIMUM (PRICE SUBJECT TO CHANGE DEPENDING ON DISTANCE)

LET'S CREATE THE PERFECT SPACE TO GET YOUR LIFE MORE ORGANIZED!



- PEQUEA TAN COLOR DUTCHLAP SIDING
- BARN WHITE COLOR TRIM AND SHUTTERS
- CHARCOAL COLOR ROOF
- WOODEN DOUBLE DOORS WITH TRANSOM WINDOWS
- SINGLE WOODEN DOOR WITH TRANSOM WINDOW
- DOUBLE 24" X 36" WINDOWS WITH SHUTTERS



SPRINGFIELD, OH

- ZOOK CREAM COLOR DUTCHLAP SIDING
- LP CEDAR STAIN COLOR TRIM
- GALLERY BLUE COLOR ROOF
- WOODEN DOUBLE DOORS WITH TRANSOM WINDOWS WITH GARDEN ARCH
- DOUBLE 24" X 36" WINDOWS WITH GARDEN ARCH



- MAHOGANY COLOR LP BARN SIDING
- BARN WHITE COLOR TRIM
- SHINY BLACK COLOR ROOF
- WOODEN DOUBLE DOORS WITH TRANSOM WINDOWS
- 24" X 36" WINDOWS WITH DECORATIVE SHUTTERS



- GP GRAY COLOR DUTCHLAP SIDING
- BARN WHITE COLOR TRIM AND DOORS
- CHARCOAL COLOR ROOF
- 24" X 36" WINDOW




“ I WAS COMPLETELY SATISFIED WITH ORDERING, DELIVERY AND CONSTRUCTION OF OUR GARDEN SHED. I SEARCHED MANY OTHER SHED TYPES AND BUILDERS AND SHEDS DIRECTHAD THE SIZE, SHAPE, COLOR AND QUALITY I WANTED. ”



DARRELL A.



HUNTER CABINS



- KHAKI COLOR DUTCHLAP SIDING
- SHINY BLACK COLOR ROOF
- 24" x 36" WINDOW AND DOUBLE 24" x 36" WINDOWS
- BARN WHITE COLOR TRIM
- JAMESTOWN RED COLOR SINGLE WOODEN DOOR WITH TRANSOM WINDOW
- BLACK DECORATIVE SHUTTERS

WHETHER IT'S RELAXATION, EVERYDAY STORAGE, OR WEEKEND ADVENTURE, OUR CABINS ARE A SMART CHOICE. GATHER YOUR FAMILY AND FRIENDS AND START MAKING MEMORIES TODAY!

STANDARD FEATURES

- 1 SINGLE WOODEN DOOR
- 2" X 4" TREATED, FLOOR JOISTS 12" O.C. & HIGH-DENSITY ENGINEERED WOOD INTERIOR FLOORING AND WEATHER MATCH FLOORING ON THE PORCH
- 4" X 6" TREATED, NOTCHED FLOOR SYSTEM
- INSULATED VAPOR BARRIER ON ALL ROOFS, AND ON WALLS

FREE DELIVERY AVAILABLE
ASK YOUR LOCAL SHED SPECIALIST FOR DETAILS

	LP DUTCHLAP OR LP BARN SIDING	1/2 LOG
10X12	\$4,025	\$4,973.75
10X16	\$4,715	\$5,865
10X20	\$5,491.25	\$6,756.25
12X16	\$5,491.25	\$7,561.25
12X20	\$6,382.50	\$8,538.75
12X24	\$7,043.75	\$9,228.75
12X28	\$7,935	\$11,011.25
12X32	\$9,056.25	\$10,161.25
14X20	\$6,986.25	\$9,401.25
14X24	\$7,935	\$10,781.25
14X28	\$8,855	\$11,816.25
14X32	\$9,832.50	\$13,081.25
14X36	\$11,068.75	\$15,180
14X40	\$12,333.75	\$16,905

PRICES SUBJECT TO CHANGE WITHOUT NOTICE

3% ON CREDIT CARD PAYMENTS

ACCORDING TO DOT REGULATIONS, BUILDINGS 12' WIDE AND OVER ARE MEASURED ACROSS FROM THE EAVES.

PERMIT AND ESCORT FEE ON 14 FT. AND 16 FT. WIDE BUILDINGS

\$200 MINIMUM (PRICE SUBJECT TO CHANGE DEPENDING ON DISTANCE)



FIND THE **SPACE** YOU'VE BEEN LOOKING FOR, IN YOUR OWN BACKYARD!



“ THE SUPERIOR QUALITY IS EVIDENT BOTH FROM THE OUTSIDE SHED PARTNERSTHE SHED. IT SIMPLY SHOUTS QUALITY. SEVERAL FRIENDS TO WHOM I'VE SHOWN THE SHED ARE EQUALLY IMPRESSED AND ARE CONSIDERING PURCHASING THEIR SHED FROM SHED PARTNERS. ”

MARY HUTTON
CHEVIOT, OH

- CARAMEL STAIN COLOR HALF LOG SIDING
- PEQUEA GREEN COLOR TRIM
- GREEN COLOR ROOF
- SINGLE STEEL INSULATED HOUSE DOOR
- 36" X 36" AND 24" X 36" INSULATED WINDOWS



- BRONZE STAIN HALF LOG SIDING
- PEQUEA GREEN COLOR TRIM
- GREEN COLOR ROOF
- SINGLE STEEL INSULATED DOOR WITH HALF-ROUNDED WINDOW
- 36" X 36" WINDOWS
- CHARCOAL BROWN COLOR PORCH FLOOR



- BARN WHITE COLOR DUTCHLAP SIDING
- PEQUEA GREEN COLOR TRIM
- SINGLE WOODEN PEQUEA GREEN COLOR DOOR WITH TRANSOM WINDOW
- GREEN COLOR METAL ROOF
- TWO 24" X 36" WINDOWS



- HALF LOG SIDING WITH CHESTNUT STAIN ON THE FRONT
- LP BARN SIDING ON THE SIDES WITH CHESTNUT URETHANE STAIN
- ALMOND COLOR TRIM
- SINGLE WOODEN DOOR WITH TRANSOM WINDOW AND LP BARN SIDING WITH CHESTNUT URETHANE STAIN
- 24" X 36" WINDOWS WITH DECORATIVE SHUTTERS





LOFTED CABINS



- CHESTNUT BROWN URETHANE LP BARN SIDING
- RED COLOR ROOF
- JAMESTOWN RED COLOR RAILINGS
- JAMESTOWN RED COLOR TRIM
- 24" x 36" & 14" x 21" WINDOWS
- DELUXE PORCH

THE LOFTED CABIN GIVES YOU ALL THE BENEFITS OF OUR POPULAR HUNTER CABIN WITH THE ADDITION OF A FULL LOFT OVER THE PORCH. WHETHER IT'S A STOREFRONT, WEEKEND ADVENTURE, OR BEAUTIFUL STORAGE SPACE IN YOUR BACKYARD, OUR LOFTED CABINS ARE SURE TO DELIVER.

STANDARD FEATURES

- 1 SINGLE WOODEN DOOR
- 2" x 4" TREATED, FLOOR JOISTS 12" O.C. & HIGH-DENSITY ENGINEERED WOOD INTERIOR FLOORING AND WEATHER MATCH FLOORING ON THE PORCH
- 4" x 6" TREATED, NOTCHED FLOOR SYSTEM
- INSULATED VAPOR BARRIER ON ALL ROOFS, AND ON WALLS

FREE DELIVERY AVAILABLE
ASK YOUR LOCAL SHED SPECIALIST FOR DETAILS

	LP DUTCHLAP OR LP BARN SIDING	1/2 LOG
10X12	\$4,513.75	\$5,491.25
10X16	\$5,203.75	\$6,353.75
10X20	\$5,980	\$7,245
12X16	\$5,980	\$8,050
12X20	\$6,871.25	\$9,027.50
12X24	\$7,532.50	\$9,746.25
12X28	\$8,423.75	\$11,500
12X32	\$9,545	\$12,650
14X20	\$7,475	\$9,890
14X24	\$8,423.75	\$11,298.75
14X28	\$9,372.50	\$12,305
14X32	\$10,321.25	\$13,598.75
14X36	\$11,557.50	\$15,668.75
14X40	\$12,851.25	\$17,393.75

DELUXE PORCH \$775

- 45° ANGLE PORCH
- STEEL 9-LITE DOOR

PRICES SUBJECT TO CHANGE WITHOUT NOTICE

3% ON CREDIT CARD PAYMENTS

ACCORDING TO DOT REGULATIONS, BUILDINGS 12' WIDE AND OVER ARE MEASURED ACROSS FROM THE EAVES.

PERMIT AND ESCORT FEE ON 14 FT. AND 16 FT. WIDE BUILDINGS

\$200 MINIMUM (PRICE SUBJECT TO CHANGE DEPENDING ON DISTANCE)

10

A SPACE FOR YOU, A SPACE FOR THE STUFF YOU LOVE!



“ WE ARE ABSOLUTELY THRILLED WITH THE BEAUTY AND QUALITY OF YOUR PRODUCT AND ACTUALLY GOT MARRIED IN IT A FEW WEEKS AGO. WE PLAN TO USE IT TO HOUSE OUR NEW HERBAL PRODUCT BUSINESS AND WILL USE IT IN OUR COMPANY LITERATURE AS IT IS SO ATTRACTIVE! ”

STEVEN SCHWARTZ & LESLIE M. LUTHER
BEREA, KY

- PEQUEA GREEN COLOR DUTCHLAP SIDING
- JAMESTOWN RED COLOR TRIM
- RED COLOR ROOF
- SINGLE STEEL INSULATED 9-LITE DOOR
- 14" X 21" WINDOW
- 24" X 36" WINDOWS



- CHESTNUT BROWN URETHANE LP BARN SIDING
- JAMESTOWN RED COLOR TRIM, PORCH, AND RAILINGS
- RED COLOR ROOF
- SINGLE STEEL INSULATED 9-LITE DOOR
- 24" X 36" WINDOWS



- PEQUEA TAN COLOR DUTCHLAP SIDING
- BARN WHITE COLOR TRIM
- BLACK COLOR SINGLE, STEEL, INSULATED, 9-LITE DOOR
- 24" X 36" AND 14" X 21" WINDOWS
- BLACK COLOR DECORATIVE SHUTTERS




- KHAKI COLOR DUTCHLAP SIDING
- BURGUNDY COLOR TRIM
- BURNISHED SLATE COLOR ROOF
- BURGUNDY COLOR SINGLE, STEEL, INSULATED, 9-LITE DOOR
- 24" X 36" AND 14" X 21" WINDOWS





GARAGES



- PEQUEA GREEN COLOR DUTCHLAP SIDING
- CHARCOAL COLOR ROOF
- STEEL INSULATED DOOR 9-LITE
- CLAY COLOR TRIM
- WHITE GARAGE DOOR
- 24" x 36" WINDOWS

NEED LOTS OF SPACE FOR THAT BIG MOWER OR CAR? OUR BEAUTIFUL GARAGES CAN HANDLE IT IN STYLE, ADDING BEAUTY AND VALUE TO YOUR PROPERTY.

STANDARD FEATURES

- 1 SINGLE GARAGE DOOR
- HIGH-DENSITY ENGINEERED WOOD
- 1 SINGLE WOODEN DOOR
- 2" X 4" TREATED, FLOOR JOISTS 12" O.C.
- 4" X 6" TREATED, NOTCHED FLOOR SYSTEM
- INSULATED VAPOR BARRIER ON ALL ROOFS, AND ON WALLS
- DIAMOND PLATED THRESHHOLD

FREE DELIVERY AVAILABLE
ASK YOUR LOCAL SHED SPECIALIST FOR DETAILS

	LP DUTCHLAP OR LP BARN SIDING	1/2 LOG
10X12	\$4,513.75	\$5,606.25
10X16	\$4,945	\$6,411.25
10X20	\$5,922.50	\$7,992.50
12X16	\$5,922.50	\$7,992.50
12X20	\$6,411.25	\$8,337.50
12X24	\$7,072.50	\$9,660
12X28	\$8,078.75	\$10,235
12X32	\$8,970	\$11,730
14X20	\$7,590	\$9,171.25
14X24	\$8,251.25	\$11,011.25
14X28	\$8,567.50	\$12,333.75
14X32	\$9,918.75	\$13,570
14X36	\$11,068.75	\$15,266.25
14X40	\$12,190	\$15,697.50

PRICES SUBJECT TO CHANGE WITHOUT NOTICE

3% ON CREDIT CARD PAYMENTS

ACCORDING TO DOT REGULATIONS, BUILDINGS 12' WIDE AND OVER ARE MEASURED ACROSS FROM THE EAVES.

PERMIT AND ESCORT FEE ON 14 FT. AND 16 FT. WIDE BUILDINGS
\$200 MINIMUM (PRICE SUBJECT TO CHANGE DEPENDING ON DISTANCE)

YOUR LIFE NOW MORE ORGANIZED!



“ I BOUGHT A 14 X 24 FOOT BUILDING AND I LOVE IT! I COULD TELL IT WAS WELL BUILT AS SOON AS I WALKED INTO THE BUILDING, AND I KNEW I WASN'T GOING ANYWHERE ELSE. I LIKED THE VAPOR BARRIER AND LOFTS. I LIKED IT ALL. I WOULD GIVE SHEDS DIRECT A 5-STAR RATING. ”

RUSSELL FRITZ
ABERDEEN, OH

- BARN WHITE COLOR DUTCHLAP SIDING
- MOUNTAIN RED COLOR TRIM
- RED COLOR ROOF
- WOODEN DOUBLE DOORS WITH TRANSOM WINDOWS
- FOUR 24" X 36" WINDOWS



- PEQUEA TAN DUTCHLAP SIDING
- KHAKI COLOR TRIM
- CHARCOAL COLOR ROOF
- TWO 24" X 36" WINDOWS
- STEEL INSULATED DOOR 9-LITE



- SHALE COLOR DUTCHLAP SIDING
- BARN WHITE COLOR TRIM
- BURNISHED SLATE COLOR ROOF
- TWO 24" X 36" WINDOWS
- STEEL INSULATED DOOR 9-LITE



- CAPE COD GRAY DUTCHLAP SIDING
- DARK GRAY COLOR TRIM
- CHARCOAL COLOR ROOF





MINI BARNS



- WILD GRASSES COLOR DUTCHLAP SIDING
- CHARCOAL COLOR ROOF
- NAVAJO WHITE COLOR TRIM
- WOODEN DOUBLE DOORS



- JAMESTOWN RED COLOR DUTCHLAP SIDING
- PEQUEA TAN COLOR TRIM AND DOORS
- SHINY BLACK COLOR ROOF
- WOODEN DOUBLE DOORS WITH TRANSOM WINDOWS



- PEQUEA TAN COLOR DUTCHLAP SIDING
- JAMESTOWN RED COLOR TRIM AND DOORS
- CHARCOAL COLOR ROOF
- WOODEN DOUBLE DOORS WITH TRANSOM WINDOWS



OUR MINI BARN OFFERS THE PERFECT SPACE TO STORE ALL OF YOUR TOOLS, LAWN MOWERS, AND MUCH MORE. ALL IN A STYLISH DOWNSIZED BARN SURE TO FIT IN ANY BACKYARD.

STANDARD FEATURES

- 1 SET DOUBLE DOORS
- ONE 4-FT. DEEP LOFT ON 8 X 12 & LARGER BARN
- 4" X 6" TREATED, NOTCHED FLOOR SYSTEM
- 2" X 4" TREATED, FLOOR JOISTS 12" O.C. & HIGH-DENSITY ENGINEERED WOOD
- ONE 2-FT. DEEP LOFT ON 8 X 8 & 8 X 10 BARN
- INSULATED VAPOR BARRIER ON ALL ROOFS, AND ON WALLS EXCEPT TECHSHIELD

FREE DELIVERY AVAILABLE

ASK YOUR LOCAL SHED SPECIALIST FOR DETAILS

ACCORDING TO DOT REGULATIONS, BUILDINGS 12' WIDE AND OVER ARE MEASURED ACROSS FROM THE EAVES.

PERMIT AND ESCORT FEE ON 14 FT. AND 16 FT. WIDE BUILDINGS
\$200 MINIMUM (PRICE SUBJECT TO CHANGE DEPENDING ON DISTANCE)

LP DUTCHLAP,
LP BARN SIDING,
OR
LP TECHSHIELD

1/2 LOG

	8X8	8X10	8X12	10X12	10X16	10X20	12X16	12X20	12X24
LP DUTCHLAP, LP BARN SIDING, OR LP TECHSHIELD	\$1,840	\$2,443.75	\$2,587.50	\$2,990	\$3,392.50	\$4,025	\$4,025	\$4,542.50	\$4,973.75
1/2 LOG	\$2,760	\$3,651.25	\$3,823.75	\$4,025	\$4,341.25	\$5,203.75	\$5,261.25	\$6,325	\$7,273.75

PRICES SUBJECT TO CHANGE WITHOUT NOTICE

- ZOOK CREAM COLOR DUTCHLAP SIDING
- WEDGEWOOD BLUE COLOR TRIM
- GALLERY BLUE COLOR ROOF
- WOODEN DOUBLE DOORS

- JAMESTOWN RED COLOR DUTCHLAP SIDING
- PEQUEA TAN COLOR TRIM
- SHINEY BLACK COLOR ROOF
- WOODEN DOUBLE DOORS WITH TRANSOM WINDOWS

- PEQUEA GREEN COLOR DUTCHLAP SIDING
- CLAY COLOR TRIM
- CHARCOAL COLOR ROOF
- WOODEN DOUBLE DOORS WITH TRANSOM WINDOWS



3% ON CREDIT CARD PAYMENTS

HOMESTEAD

Signature
SERIES



- CLAY DUTCHLAP SIDING & CHARCOAL METAL "BOARD & BATTEN" SIDING
- RED COLOR ROOF
- 24" x 36" WINDOWS
- BARN WHITE COLOR TRIM
- TWO JAMESTOWN RED STEEL INSULATED 9-LITE DOORS



OVERALL SIZE WITH PORCH	LP DUTCHLAP OR LP BARN SIDING	1/2 LOG
16 x 16	\$6,928.75	\$9,458.75
16 x 20	\$8,596.25	\$12,190
18 x 16	\$8,050	\$11,413.75
18 x 20	\$8,855	\$11,988.75
18 x 24	\$9,947.50	\$14,145
18 x 28	\$11,385	\$14,863.75
18 x 32	\$12,880	\$17,278.75
20 x 20	\$10,033.75	\$12,535
20 x 24	\$11,068.75	\$15,352.50
20 x 28	\$11,586.25	\$17,393.75
20 x 32	\$13,656.25	\$19,348.75
20 x 36	\$15,467.50	\$21,965
20 x 40	\$17,192.50	\$24,380

PRICES SUBJECT TO CHANGE WITHOUT NOTICE

- CLAY COLOR DUTCHLAP SIDING
- BARN WHITE COLOR TRIM
- CHARCOAL COLOR ROOF
- 24" x 36" WINDOWS
- WOODEN DOUBLE DOORS WITH TRANSOM WINDOWS
- SINGLE WOODEN DOOR WITH TRANSOM WINDOW

OUR HOMESTEAD CABINS WILL ADD BEAUTY AND CHARM TO YOUR PROPERTY. IT'S BEAUTIFUL ROOFLINE WITH EAVE OVERHANGS AND SPACIOUS 6' PORCH GIVE YOU AMPLE ROOM TO RELAX.

STANDARD FEATURES

- 1 STEEL DOOR
- 4" X 6" TREATED, NOTCHED FLOOR SYSTEM
- EAVE OVERHANGS
- INSULATED VAPOR BARRIER ON ALL ROOFS, AND ON WALLS
- 2" X 4" TREATED, FLOOR JOISTS 12" O.C. & HIGH-DENSITY ENGINEERED WOOD INTERIOR FLOORING AND WEATHER MATCH FLOORING ON THE PORCH

FREE DELIVERY AVAILABLE

ASK YOUR LOCAL SHED SPECIALIST FOR DETAILS
6-8 WEEK LEAD TIME ON CUSTOM ORDERS

ACCORDING TO DOT REGULATIONS, BUILDINGS 12' WIDE AND OVER ARE MEASURED ACROSS FROM THE EAVES.

PERMIT AND ESCORT FEE ON 14 FT. AND 16 FT. WIDE BUILDINGS

\$200 MINIMUM (PRICE SUBJECT TO CHANGE DEPENDING ON DISTANCE)

3% ON CREDIT CARD PAYMENTS





DOG KENNELS



10 X 24 QUAD KENNEL

■ DARK GRAY COLOR
TECHSHIELD SIDING

■ CHARCOAL COLOR ROOF

■ CAPE COD GRAY COLOR TRIM



STANDARD FEATURES

- SINGLE ENTRY DOOR
- METAL ROOF
- SELF CLOSING DOG DOORS
- EXTERIOR GRADE WEATHER MATCH FLOORING
- CHAIN LINK EXTERIOR FENCE ENCLOSURE

SINGLE 8 X 16 | \$4,082.50

DOUBLE 10 X 16 | \$5,290

QUAD 10 X 24 | \$7,210.50


6 WEEK LEAD TIME NEEDED FOR CUSTOM ORDERS

PRICES SUBJECT TO CHANGE WITHOUT NOTICE
3% ON CREDIT CARD PAYMENTS



8 X 16 SINGLE RUN KENNEL

LARGER SELF CLOSING
DOG DOOR — ADD \$25



CRANK WINDOW

ADD \$99

16

ACCORDING TO DOT REGULATIONS, BUILDINGS 12' WIDE AND OVER ARE MEASURED ACROSS FROM THE EAVES.
PERMIT AND ESCORT FEE ON 14 FT. AND 16 FT. WIDE BUILDINGS \$200 MINIMUM (PRICE SUBJECT TO CHANGE DEPENDING ON DISTANCE)

CHICKEN COOPS

Signature
SERIES



■ JAMESTOWN RED COLOR
TECHSHIELD SIDING

■ BARN WHITE COLOR TRIM

■ CHARCOAL COLOR ROOF

STANDARD FEATURES

8 X 10 | \$1,828.50

- 1 SINGLE WOODEN DOOR
- TECHSHIELD SIDING
- PORCH
- ROOST
- 24" X 36" WINDOW
- OUTSIDE EGG ACCESS
- CHICKEN DOOR
- 2" X 4" TREATED, FLOOR JOISTS 12" O.C. WITH WEATHER MATCH FLOOR

6 WEEK LEAD TIME NEEDED FOR CUSTOM ORDERS

PRICES SUBJECT TO CHANGE WITHOUT NOTICE



3% ON
CREDIT CARD
PAYMENTS





OPTIONS ON ALL MODELS



24" X 36" WINDOW
WITH SCREEN
UN-INSULATED \$90
INSULATED \$150



STAR SHUTTERS
(PER SET)
\$40.00



DECORATIVE SHUTTERS
(PER SET)
\$40.00



TRANSOM WINDOW
\$50.00
DOUBLE TRANSOM WINDOWS
\$100.00



FANCY VENT
\$35.00/VENT



WOODEN DOOR
36" X 72" - \$125.00
36" X 80" - \$175.00



STEEL INSULATED
DOOR 9-LITE
36" X 72" - \$299.00
36" X 80" - \$349.00



DOUBLE WOODEN DOORS
72" X 72" - \$250.00
72" X 80" - \$350.00



CRANK WINDOW
\$99.00




REGULAR RAILING
\$12.00 PER LINEAR FOOT




GARDEN ARCH
\$15.00 PER ARCH



CLASSIC ARCH
\$15.00 PER ARCH



NO OVERHANG



WITH OVERHANG

EAVE OVERHANG ON ROOF
(COMES STANDARD ON HUNTER CABINS AND GARDEN SHEDS.
OPTIONAL ON HIGH BARNs AND MINI BARNs)

ADD \$250.00



WORKBENCH
\$15.00 PER LINEAR FOOT



4' X 6' RAMP \$149.00 | 4' X 8' RAMP \$225.00



TOTE STORAGE SHELVING
\$21.00 PER LINEAR FOOT

ADD OUR WORKSHOP PACKAGE TO YOUR NEW SD BUILDING AND HAVE EVERYTHING YOU'LL NEED FOR A PRODUCTIVE WORK AND STORAGE SPACE !



LARGE U-LOFT FOR
EXTRA STORAGE

WORKSHOP PACKAGE

ADD \$795.00

INCLUDES:

- U-LOFT
- WORKBENCH
- DIVIDER WALL
- PEGBOARD
- SINGLE EXTERIOR WOODEN DOOR
- 2 FT LOFT ON EACH GABLE END




PEGBOARD AND WORKBENCH
FOR YOUR WORKSHOP



DIVIDER WALL TO HELP
ORGANIZE YOUR WORKSHOP



STANDARD LOFT



RAISED LOFT (3 1/2")

STANDARD LOFT VS RAISED LOFT

\$30.00 PER RAISED LOFT



CLUTTER



ORDER

TOOL ORGANIZER

\$39.00

- HOLDS UP TO 90LB.
- MOVABLE



TO THE CEILING

WITH SIDING PANELS
\$25 PER LINEAR FT

WITHOUT SIDING PANELS
\$15 PER LINEAR FT



TO TOP OF OUTER WALL

WITH SIDING PANELS
\$20 PER LINEAR FT

WITHOUT SIDING PANELS
\$10 PER LINEAR FT

MORE OPTIONS

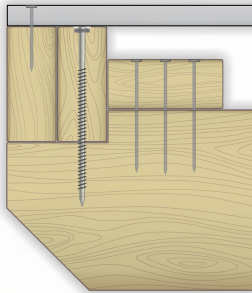
FLOOR INSULATION	\$1.75 PER SQ.FT
ROOF INSULATION	\$2.50 PER SQ.FT OF FLOOR SPACE
WALL INSULATION	\$3.00 PER SQ.FT OF FLOOR SPACE
WEATHER MATCH FLOORING ON INTERIOR FLOORS	\$1.75 PER SQ.FT
UNPAINTED LP SIDING	DEDUCT 5% OF BASE PRICE
ADDITIONAL TRUSSES	\$25.00 PER TRUSS
ADDITIONAL LOFTS	\$3.00 PER SQ.FT
PEGBOARD ABOVE WORKBENCH	\$10.00 PER LINEAR FT
DIFFERENT COLOR DOOR THAN BUILDING	\$25.00 PER DOOR
PAINTING OF STEEL INSULATED DOOR	\$85.00 PER DOOR
INSULATED VAPOR BARRIER IN FLOOR	\$0.60 PER SQ.FT
STANDARD GARAGE DOOR	\$700.00
ROLL-UP GARAGE DOOR	\$550 / 6FT • \$600 / 7FT • \$650 / 8FT • \$750 / 9FT
CUSTOM PAINT COLOR	\$99.00



COUNTRY CABINS ADVANTAGE


1 END WALL FLOOR FRAMING

2 VERTICAL & HORIZONTAL JOISTS LAGGED TO 4X6 FOR EXTREME STRENGTH DURABILITY.



3 FLOOR JOISTS 12" ON CENTER

EXAMPLE:
10' X 16' FLOOR
SYSTEM OVER-
HEAD VIEW



OUR FLOOR JOISTS ARE SPACED 1 EVERY FOOT—25% CLOSER THAN STANDARD 16". SUPPORTS HEAVY LOADS!

4 HIGH-DENSITY ENGINEERED WOOD PANELS

- STANDARD ON ALL INTERIOR FLOORS
- DEFENDS AGAINST WATER
- POWERFUL STRENGTH AND STIFFNESS
- SPECIALLY DESIGNED TO GRIP FASTENERS IN PLACE
- STRUCTURAL 1

5 WEATHER MATCH FLOORING UPGRADE FOR \$1.75 SQ.FT

- COMPOSITE PLANK BOARDS
- RESISTS WATER, TERMITES & FUNGUS
- PRE-PRIMED, MAINTAINS COLOR
- ATTRACTIVE WOOD GRAIN SURFACE
- STANDARD ON ALL PORCHES AND EXTERIOR FLOORS

2 4X6 NOTCHED FLOOR SYSTEM

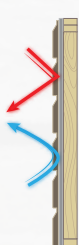
STURDY 4X6 RUNNERS WITH 2X4 JOISTS NOTCHED 1" IN FOR SOLID NAILING AND OVERALL RIGIDITY.



6 DIAMOND-PLATE THRESHOLD GUARD TO PREVENT WEAR ON ENTRY POINT

7 RFOIL INSULATION & VAPOR BARRIER

- WIND AND VAPOR BARRIER
- BRIGHT AND OPEN INTERIOR
- R10 INSULATION VALUE
- COOLER IN SUMMER WARMER IN WINTER



8 4" SOFFIT OVERHANG

- LARGE 4" OVERHANG
- PROTECTS WALLS FROM RAIN
- IMPROVES APPEARANCE



9 6' WIDE DOUBLE DOORS

- EXTRA WIDE DOUBLE DOORS ARE STANDARD
- FITS LARGE LAWN EQUIPMENT

10 FRAMED LIKE A HOUSE

WE USE DOUBLE TOP PLATES ON WALLS AND ON DOOR FRAMING, JUST LIKE A HOUSE!

11 40-YEAR METAL ROOF

WITH A 40-YEAR WARRANTY ON THE METAL ROOF YOU WILL HAVE DECADES OF WORRY-FREE OWNERSHIP.

12 LP SIDING

LP SMARTSIDE™ IS WHERE BEAUTY AND DURABILITY MEET. WITH A 50-YEAR WARRANTY, IT IS ALSO TREATED TO RESIST TERMITES AND DECAY AND HAS A CEDAR GRAIN TEXTURE.

13 COATINGS

WE USE HALEY 100% ACRYLIC PAINT WITH 12-YEAR WARRANTY OR PERMACHINK ULTRA7 STAINS WHICH PROVIDE LONG-LASTING GOOD LOOKS.

14

INSULATED VAPOR BARRIER

- ALL MODELS, EXCEPT TECHSHIELD, INCLUDE INSULATION ON WALLS
- REDUCES HEAT LOSS IN WINTER AND HEAT GAIN IN SUMMER
- FORMS WIND AND VAPOR BARRIER
- ADDS R-VALUE
- REDUCES CONDENSATION



INSULATION SEEN FROM INSIDE THE STRUCTURE



ROLL OF OUR INSULATED VAPOR BARRIER

INSULATED ROOF AND WALLS

15

MANY GREAT OPTIONS FOR CUSTOMIZATION



21



CHOOSE A SIDING STYLE



LP SMARTSIDE DUTCHLAP

- 4" LAP
- PROTECTED AGAINST TERMITE DAMAGE AND FUNGAL DECAY
- RESISTS CUPPING AND WARPING
- UPSCALE LOOK



LP SMARTSIDE BARN SIDING

- GROOVES EVERY 8"
- PROTECTED AGAINST TERMITE DAMAGE AND FUNGAL DECAY
- PAINT OR LP URETHANE
- BEAUTIFUL BARN LOOK



HALF LOG SIDING

- 8" LOG SIDING
- STAIN COLOR
- TONGUE AND GROOVE
- BEAUTIFUL CABIN LOOK



LP TECHSHIELD SIDING



- ONLY ON MINI BARN & CHICKEN COOPS
- LOWERS TEMPERATURE BY UP TO 30° F
- BLOCKS UP TO 97% OF RADIANT HEAT

WHY WE USE LP!



LP SMARTSIDE TRIM & SIDING PRODUCTS DELIVER THE BEAUTIFUL, AUTHENTIC LOOK OF REAL WOOD. BUT THEY OFFER MULTIPLE ADVANTAGES OVER TRADITIONAL WOOD TRIM AND SIDING MATERIALS. THEY'RE FREE OF KNOTS, RESIST CUPPING AND WARPING, AND A ZINC BORATE COMPOUND IS APPLIED THROUGHOUT THE SUBSTRATE TO HELP PROTECT AGAINST TERMITE DAMAGE AND FUNGAL DECAY.

SUPERIOR EXTERIOR-GRADE RESINS ARE USED TO CREATE EXTREMELY STRONG BONDS WITHIN THE PRODUCT. HAVING BEEN TESTED IN LABORATORY AND REAL-WORLD CONDITIONS FOR MORE THAN A DECADE, LP SMARTSIDE PRODUCTS ARE PROVEN TO WITHSTAND EXTREME HEAT, COLD, HUMIDITY AND RAINFALL. THE DIFFERENCE IS CLEAR. LP SMARTSIDE PRODUCTS ARE THE SMART CHOICE.


COLOR OPTIONS

Signature
SERIES

PAINT COLORS



WOOD STAIN COLORS



LP WOOD URETHANE COLORS



METAL COLORS



PRINTED COLORS MAY VARY FROM ACTUAL PAINT COLORS



THE PAINTED SHED FROM SHED PARTNERS COMES WITH A SPECIAL PAINT THAT CAN'T BE BOUGHT AT THE USUAL PAINT STORE. MOST PAINT COMES IN A BASE COLOR, AND THEN TINTED TO THE CORRECT COLOR, BUT **NOT OUR PAINT!** WE USE A TRUE COLOR PAINT WITH THE PIGMENT GROUND IN AT THE FACTORY. IT RESULTS IN A SUPERIOR PRODUCT THAT WON'T SEPARATE, AND IS BONDED TOGETHER IN A TRUE COLOR. IT'S A SUPERIOR PAINT THAT WILL LAST A LONG, LONG TIME!



FREQUENTLY ASKED QUESTIONS

WHAT ARE THE ADVANTAGES OF OWNING A SHED BUILT BY SHED PARTNERS?

THERE ARE MANY REASONS TO BUY A SHED FROM SHED PARTNERS. WE BEGIN WITH A STRONG FOUNDATION OF 4" x 6" NOTCHED RUNNERS AND ENGINEERED WOOD FLOORING. WE ALSO OFFER MANY OPTIONS, AND HAVE THE ABILITY TO CUSTOMIZE YOUR BUILDING TO FIT YOUR NEEDS AND DESIRED LOOK.

OUR DEALERS KEEP MANY SHEDS IN STOCK SO YOU CAN WALK IN, PICK THE SHED YOU WANT, AND HAVE IT DELIVERED WITHIN DAYS! BETTER YET, YOU CAN SIT DOWN WITH ONE OF OUR EXPERIENCED AND KNOWLEDGABLE SHED EXPERTS AND DESIGN YOUR VERY OWN CUSTOMIZED SHED.



GETTING A COUNTRY CABIN READY FOR DELIVERY THE OLD-FASHIONED WAY!

DO I NEED TO VISIT THE SALES LOT TO ORDER MY SHED?

SHED PARTNERS RECOMMENDS THAT YOU VISIT A DEALER LOT BEFORE ORDERING YOUR SHED. WE ALWAYS TRY TO HAVE MANY SHEDS ON THE PROPERTY FOR YOU TO SEE AND COMPARE. VISITING A DEALER PROVIDES YOU THE BEST OPPORTUNITY TO SEE THE COLORS IN PERSON, AND YOU HAVE THE OPPORTUNITY TO STEP INSIDE THE SHEDS TO SEE THE QUALITY CONSTRUCTION. IN ADDITION, YOU WILL GET A TRUE FEEL FOR THE SIZE OF THE SHED YOU ARE INTERESTED IN PURCHASING. YOU WILL ALSO GET TO SEE MANY DIFFERENT FEATURES AND OPTIONS AVAILABLE ON OR IN YOUR SHED.

HOW LONG DOES THE ORDERING PROCESS TAKE?

IF YOU PURCHASE A STOCKED SHED FROM THE LOT, WE CAN DELIVER THE SHED TO YOUR BACKYARD WITHIN DAYS, AS LONG AS THE SITE IS PROPERLY PREPARED. WEATHER ALSO PLAYS INTO THE SCHEDULE, WITH RAIN MAKING YARDS TOO SOFT TO MOVE YOUR SHED INTO PLACE.

IF YOU CHOOSE TO PERSONALLY DESIGN YOUR OWN SHED, AS MANY OF OUR CUSTOMERS PREFER TO DO, THE WAITING PERIOD IS TYPICALLY 2 TO 5 WEEKS, DEPENDING ON THE BUILDING SCHEDULE AT THE TIME OF ORDER.



OUR "MULE" DELIVERY SYSTEM

HOW DO YOU DELIVER YOUR SHEDS?

MOST BUILDINGS COME FULLY ASSEMBLED AND ARE DELIVERED DIRECTLY TO YOUR PREPARED SITE. FOR MOST DELIVERIES, WE USE OUR TRUCK AND TRAILER SYSTEM. WE ALSO OFFER THE "MULE" DELIVERY SYSTEM THAT ALLOWS OUR DRIVER TO GET INTO TIGHT PLACES THAT WOULD NOT BE POSSIBLE WITHOUT OUR "MULE", OR IF NECESSARY WE CAN DELIVER YOUR BARN BY CRANE IF IT'S A HIGH, HARD TO REACH LOCATION (ADDITIONAL COSTS APPLY FOR CRANE DELIVERY).

IF NO ACCESS IS AVAILABLE, SHED PARTNERS CAN BUILD YOUR SHED ON-SITE. ASK YOUR SHED EXPERT IF ON-SITE BUILDING IS AVAILABLE IN YOUR AREA.

**BIGGER SHEDS FOR
BIGGER IDEAS!**

Signature
SERIES

**NEED SPACE? WE CAN DO BUILDINGS
UP TO 14' WIDE AND UP TO 40' LONG!**



THE POSSIBILITIES ARE ONLY LIMITED TO YOUR IMAGINATION!

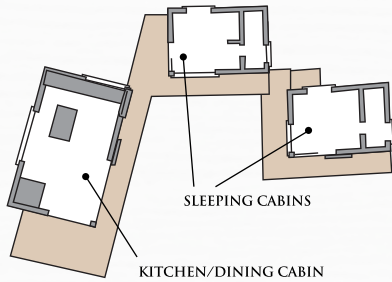


YOUR PERFECT SOLUTION FOR ANY OFFICE SPACE OR STOREFRONT!

**ASK YOUR SHED SPECIALIST ABOUT THE RIGHT
BUILDING TO BEST SUITZ YOUR NEEDS!**



WHAT OTHERS ARE DOING



SHED PARTNERS CAN GIVE YOU A GREAT START WITH A QUALITY BUILT "SHELL" STRUCTURE FOR ANY KIND OF WORKSHOP OR LIVING SPACE!



INCLUDE SHED PARTNERS IN YOUR CREATIVE ENDEAVORS WHEN IT COMES TO YOUR BACKYARD STORAGE, CRAFTS AND HOBBY SPACE. GET 2 OR 3 TO MAKE AN OUTDOOR SUMMER GETAWAY! THE POSSIBILITIES ARE ONLY LIMITED BY YOUR IMAGINATION!!




CINCINNATI, OH

“ I WANT YOU TO SEE SOME OF MY FINAL IDEAS FOR HOW I AM USING MY CABIN. I HAVE GARDEN EVENTS AND I ALSO DESIGN BIRDHOUSES. THE SHED HAS WORKED OUT TO BE A GREAT STORAGE AND WORKSHOP FOR MY CRAFTS AND PAINTING. THERE IS NO ONE ALIVE THAT IS DOING CRAFTS THAT WOULDN'T LIKE TO HAVE A SPACE OF THEIR OWN TO STORE SUPPLIES. I WILL ALSO USE IT AS A WORKSHOP FOR PAINTING AND MAKING MY BIRDHOUSES. ”

THANKFULLY,
MASTER GARDENER
BRENDA DEMETRIOU



WEST UNION, OH



NELSONVILLE, OH



WINCHESTER, OH

COUNTRY CABINS FOR LIFE & WORK

Signature
SERIES

CLASSY CRITTER CUTS - PEEBLES, OH



NASHPORT, OH



SNAPPY TOMATO PIZZA - SEAMAN, OH



McCONNELSVILLE, OH



COUNTRY SEWING SHOP - SEAMAN, OH




SEE WHAT REAL PEOPLE ARE DOING WITH THEIR NEW BUILDING! WHETHER FOR LIFE OR WORK, A NEW BUILDING CAN BE A GREAT ADDITION!

Available Colors




Stealth Black TSR-.26



Burnished Slate TSR-.32



Cocoa Brown TSR-.34



Charcoal TSR-.34




Forest Green TSR-.31



Emerald Green TSR-.33




Burgundy TSR-.26



Barn Red TSR-.35



Bright Red TSR-.42



Regal Blue TSR-.26



Hawaiian Blue TSR-.33



Copper Penny TSR-.49




Bright White TSR-.67



Lightstone TSR-.60



Sahara Tan TSR-.51



Ash Gray TSR-.44

* Copper Penny is 3% more on top of building cost.

Garden Lofted



Standard Features

Double Doors,
Two Lofts,
Two Windows

Size	Price	Size	Price	Size	Price
8x10	\$2530	10x22	\$4398.75	12x26	\$5865
8x12	\$2788.75	10x24	\$4715	12x30	\$6698.75
8x14	\$3018.75	10x28	\$5203.75	12x32	\$7043.75
8x16	\$3214.25	12x14	\$4025	14x20	\$5778.75
10x12	\$3133.75	12x16	\$4370	14x24	\$6325
10x14	\$3363.75	12x18	\$4715	14x28	\$6957.50
10x16	\$3593.75	12x20	\$4858.75	14x32	\$7733.75
10x18	\$3910	12x22	\$5203.75	14x36	\$8768.75
10x20	\$4134.25	12x24	\$5462.50	14x40	\$9803.75
				14x44	\$10838.75



Wainscot \$4 Per foot

Lofted Cabin



Standard Features

Six Foot Porch,
One 9-Light Man Door,
Two Lofts,
Four Windows

<u>Size</u>	<u>Price</u>	<u>Size</u>	<u>Price</u>	<u>Size</u>	<u>Price</u>
10x16	\$4571.25	12x18	\$5778.75	14x24	\$7043.75
10x18	\$4801.25	12x20	\$6089.25	14x28	\$7992.50
10x20	\$5088.75	12x22	\$6526.25	14x30	\$8538.75
10x22	\$5318.75	12x24	\$6756.25	14x32	\$9286.25
10x24	\$5491.25	12x26	\$7101.25	14x36	\$10344.25
10x26	\$5778.75	12x28	\$7388.75	14x40	\$11011.25
10x28	\$6008.75	12x30	\$7733.75	14x44	\$11724.25
12x16	\$5433.75	12x32	\$8021.25		



Lofted Garage



Standard Features

8x7/9x7 Insulated
Wayne Dalton Garage Door,
One Man Door,
One Loft

<u>Size</u>	<u>Price</u>	<u>Size</u>	<u>Price</u>
10x16	\$4134.25	14x20	\$6089.25
10x20	\$4709.25	14x24	\$6894.25
12x20	\$5629.25	14x28	\$7929.25
12x24	\$6267.50	14x32	\$8849.25
12x28	\$6894.25	14x36	\$9654.25
12x32	\$7469.25	14x40	\$10344.25
		14x44	\$11264.25



Ranch Utility



Standard Features

Double Doors,
Two Windows

<u>Size</u>	<u>Price</u>	<u>Size</u>	<u>Price</u>
8x8	\$1983.75	10x28	\$5146.25
8x10	\$2271.25	12x16	\$4019.25
8x12	\$2524.25	12x20	\$4709.25
8x16	\$2903.75	12x24	\$5514.25
10x12	\$2961.25	12x28	\$6181.25
10x16	\$3444.25	12x32	\$6871.25
10x20	\$4019.25	12x36	\$7584.25
10x24	\$4456.25	12x40	\$8337.50



(Below Shows Overhang) Add \$500



Horse Barn



Standard Features

Up to 24' Long ~ 1 Tack Room, 1 Stall
28' & Longer ~ 1 Tack Room, 2 Stalls

<u>Size</u>	<u>Price</u>	<u>Size</u>	<u>Price</u>
10x16	\$3823.75	12x28	\$7388.75
10x20	\$4513.75	12x32	\$8423.75
10x24	\$5433.75	12x36	\$9338
10x28	\$6238.75	12x40	\$9999.25
10x32	\$7043.75	14x32	\$10033.75
12x20	\$5433.75	14x36	\$10838.75
12x24	\$6353.75	14x40	\$11494.25



Basic Barn



Standard Features

Double Doors

<u>Size</u>	<u>Price</u>	<u>Size</u>	<u>Price</u>
8x12	\$2271.25	10x28	\$4571.25
8x16	\$2501.25	12x16	\$3881.25
10x12	\$2731.25	12x20	\$4364.25
10x16	\$3191.25	12x24	\$4801.25
10x20	\$3651.25	12x28	\$5347.50
10x24	\$4111.25	12x32	\$5836.25



Two Story



Standard Features

Six Foot Porch, One 9-Light Man Door,
Double Doors, Eight Windows, 2 Set Shutters

Rent-To-Own not available.
10% down payment required.

Size	Price	Size	Price
14x20	\$12144	14x32	\$19291.25
14x24	\$14572.80	14x36	\$21498.10
14x28	\$17001.60		

Run In



One Stall Standard

<u>Size</u>	<u>Price</u>	<u>Size</u>	<u>Price</u>
10x12	\$1932	12x24	\$4636.80
10x16	\$2576	12x28	\$5409.60
10x20	\$3220	12x32	\$6182.40

Options



Single Door

\$100.00



Solid Man Door

\$200.00



Man Door
w/ 9 Light

\$200.00



Garage Door

\$550.00



Double Door

\$200.00



Chicken Door

\$75.00



14" Octagon
Window

\$75.00



18" Octagon
Window

\$85.00



Transom Window

\$50.00



Anchor

\$30.00

Options



Shutters (pair)

\$50.00



**Shutter and
Flower Box Colors**



Flower Box (each)

\$35.00



18" x 27" Window

\$50.00




24" x 36" Window

\$75.00



**24" x 36"
Thermapane
Window**

\$145.00



Floor System



**Treated Tongue &
Groove Floor**

\$2.00/sq.ft.

Ramps: 6x5 ~ \$125 8x6 ~ \$200 9x6 ~ \$200

Insulated Floors per sq. ft. \$2.25 • **Work Bench** per sq ft. \$5

*Prices subject to change.

NEED EXTRA STORAGE BUT DON'T HAVE THE CASH?

SEE WHY THOUSANDS OF OUR CUSTOMERS HAVE CHOSEN **RENT-TO-OWN!**

THIS HASSLE FREE METHOD ALLOWS YOU TO RENT THE BUILDING OF YOUR CHOICE ON A MONTH-BY-MONTH BASIS. ENJOY THE CONVENIENCE OF HAVING STORAGE AT YOUR HOME OR BUSINESS FOR ABOUT WHAT YOU WOULD PAY FOR A FIXED STORAGE UNIT.

THE BEST PART IS THAT THERE IS NO EARLY PAY OFF FEE AND AT THE END OF THE RENTAL AGREEMENT, THE BUILDING IS YOURS!



VS



COUNTRY CABINS RENTAL

FIXED STORAGE UNIT

WILL MY STORAGE UNIT HAVE ENOUGH ROOM FOR MY STORAGE?

YES

YES

RENT FOR 2-4 YEARS AND OWN FOR A LIFETIME

YES

NO

CONVENIENTLY PLACED AT YOUR BUSINESS OR IN YOUR BACKYARD

YES

NO

IS MY STORAGE UNIT PORTABLE?

YES

NO

